




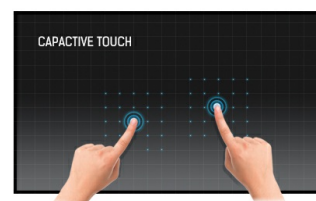
10pt touch Open Frame monitor with IPS panel

ProLite TF2234MC-B5X uses Projective Capacitive touch technology, built into an eye catching bezel with edge-to-edge glass. Featuring IPS LCD screen technology, it offers exceptional colour performance and wide viewing angles, making it a perfect interactive display for Interactive Digital Signage. In addition to the superb image quality, the screen comes with an IP65 Rating, making it dust and water resistant. Equipped with a rugged bezel making it suitable for demanding environments. The ProLite TF2234MC is the ideal screen for the kiosk integrators and a solution for Interactive Digital Signage, Instore Retail, Gaming and Interactive Presentations.



IPS

IPS technology offers higher contrast, darker blacks and much better viewing angles than standard TN technology. The screen will look good no matter what angle you look at it.



Touch technology - Capacitive

This technology uses a sensor-grid of micro-fine wires integrated into the glass that covers the screen. Touch is detected because electrical characteristics of the sensor grid change when human finger is placed on the glass. Thanks to the glass overlay this technology is highly durable, and the touch function remains unaffected even if the glass is scratched. It offers perfect picture performance and will work with human finger (also latex gloved) and stylus-pen.

01 DISPLAY CHARACTERISTICS

Design	Open Frame
Diagonal	21.5", 55cm
Panel	IPS LED
Native resolution	1920 x 1080 (2.1 megapixel Full HD)
Aspect ratio	16:9
Brightness	250 cd/m² typical
Brightness	225 cd/m² with touch
Static contrast	1000:1 with touch
Light transmittance	90%
Response time	8ms
Viewing zone	horizontal/vertical: 178°/178°, right/left: 89°/89°, up/down: 89°/89°
Colour support	16.7mIn (8bit)
Horizontal Sync	30 - 84KHz
Vertical Sync	56 - 76Hz
Viewable area W x H	476.6 x 268.1mm, 18.8 x 10.6"
Pixel pitch	0.247mm
Bezel colour and finish	black, matte

02 TOUCH

Touch technology	projective capacitive
Touch points	10 (HID, only with supported OS)
Touch method	stylus, finger, glove
Touch interface	USB
Supported operating systems	All iiyama monitors are Plug & Play and compatible with Windows and Linux. For details regarding the supported OS for the touch models, please refer to the driver instruction file available in the downloads section.

03 INTERFACES / CONNECTORS / CONTROLS

Analog signal input	VGA x1
Digital signal input	HDMI x1 DisplayPort x1
HDCP	yes

04 FEATURES

Glass thickness	1.5mm
Impact testing	IP65 (front)
OSD key lock	yes

05 GENERAL

OSD languages	EN, DE, FR, ES, IT, CN, JP
Control buttons	Menu, Scroll up/ Brightness, Scroll down/ Contrast, Select, Power
User controls	contrast, brightness, power, OSD, auto adjust, H.position, V.position, H.size, fine, OSD H.position, OSD V.position, OSD timeout, reset, input select, OSD language, colour temperature
Plug&Play	DDC2B

06 MECHANICAL

Orientation landscape, portrait

VESA mounting 100 x 100mm

07 ACCESSORIES INCLUDED

Cables power, USB, HDMI, DP

Guides quick start guide, safety guide

Other AC adapter, Touch Panel Driver Disk (CD-ROM), L-Bracket

08 POWER MANAGEMENT

Power supply unit external

Power supply DC 12 V

Power usage 18W typical, 1W stand by

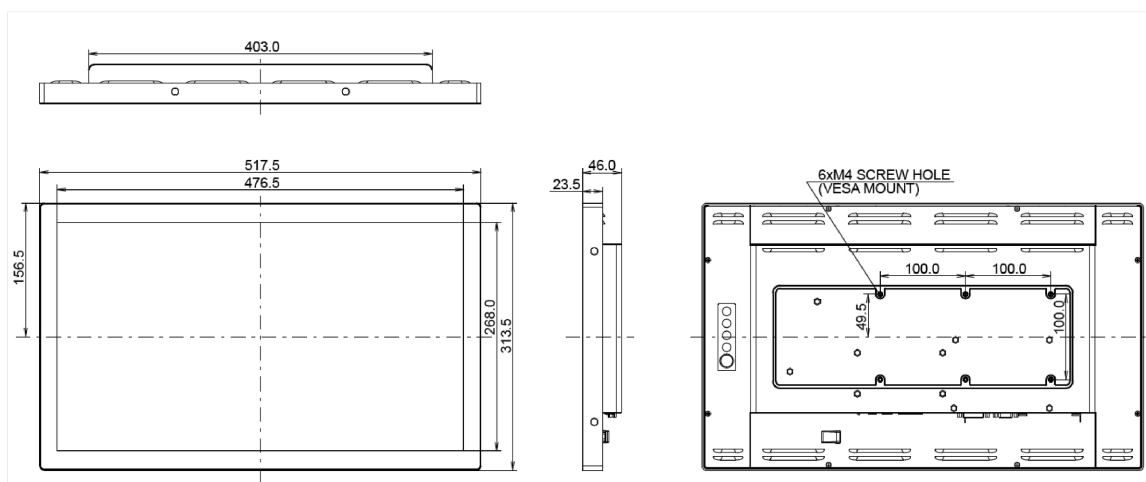
09 SUSTAINABILITY

Regulations CE, TÜV-Bauart, CU, cULus, VCCI

10 DIMENSIONS / WEIGHT

Product dimensions W x H x D 517.5 x 313.5 x 46mm

Weight (without box) 4.4kg



All trademarks and registered trademarks acknowledged. E & O E. Specification subject to change without notice. All LCD's comply with ISO-9241-307:2008 in connection with pixel defects.

© IIYAMA CORPORATION. ALL RIGHTS RESERVED